



RMD News

The Rotational Molding Division
of SPE Newsletter



1st Quarter 2017

Volume 17 Issue

ROTATIONAL MOLDING

In the News:

**Stephen
Copeland**

2016 ARM Hall of
Fame Inductee



In the News:

**Tom
Wyszynski**

2016 ARM Hall of
Fame Inductee



Technical Bulletin:

**CLEANING
HIGH
INTENSITY
MIXERS**

Also
**PADDLE PLOW
MIXERS**

PLASTICS CONSULTING

Written by **Bruce Muller**

VISIT US ON OUR WEBSITE
www.rotational-molding.4spe.org



ROTATIONAL MOLDING

In this issue:

Division Chair's Letter p.2

Technical Bulletin p. 5

Cleaning High Intensity Mixers

Also Paddle Plow Mixers

Plastics Consulting

Chairman's Message



Gary McQuay

Greetings Fellow RMD Members,

As I said in the last newsletter 2017 is shaping up to be an exciting year for SPE and the Rotational Molding Division.

Our board is starting to put plans in place for our 2018 TopCon, and we are committed to making it both exciting and informative. In our last meeting I was struck by the enthusiasm and fervor among board members. I believe Larry Whittemore will have his hands full just trying to keep up with TopCon planning.

Plastics has been my life for the past 40 years. Last month at my annual checkup the doctor told me there were a lot of crystalline structures in my red blood cells, and he struggled to understand where they came from. I told him not to worry about it. Everything was fine. I was comforted by the fact I will never decay in a landfill nor be recycled.

As you may have surmised, I am thinking about retiring and spending a lot of time spoiling my granddaughter. I feel the need to get out of the way of our younger generation. But before I do, I'd like to share some insights I've gained from teaching at Penn College.

In every class or lab I'm challenged by what some consider the "Know-it-Alls". Maybe I have mellowed some, but I actually look forward to these challenges. It makes me question those things I learned as I was progressing

through the industry. When it comes right down to it, those questions and challenges are the only things that will help the industry grow. I am no longer the one who dictates this is the way it is or has to be. I am now the one who cautiously defends the way it has been up to now while keeping open to way it could be going forward. The other side of the coin is we can't just give in or give up and walk away from those challenges. If we don't hang in there and teach and advise, our youth will be forced to re-invent the wheel, as they say. Two steps forward, one step back is not good enough anymore. We will all lose.

SPE has mentored me throughout my career and will, no doubt, continue to do so for many years to come. I encourage all those reading this to encourage the youth in our industry to jump in head-first. Guarantee them they will not drown; SPE won't allow it.

Thank you.

Gary

Newsletter Comments/Questions? Contact:

Sponsorship: Russ Boyle at
russ.boyle@gulfviewplastics.com
or call (727) 379-3072

Editor: Melissa Inman at (919)-888-0940
melissa.inman@gulfviewplastics.com

Asst. Editor: Dr. Peter Mooney
PlasRes@aol.com or call (336) 998-8004

INDEX

<i>Technical Bulletin</i>	<i>p.5</i>
<i>Plastics Consulting– Bruce Muller</i>	
<i>ARM 2016 Hall Of Fame</i>	
<i>Inductees</i>	
<i>Stephen Copeland</i>	<i>p.8</i>
<i>Tom Wyszynski</i>	<i>p.10</i>
<i>Designer's Corner</i>	<i>p.12</i>

In The News: Stoner Molding Solutions



Stoner RotoFlow™ Enhanced for Crosslinked Polyethylene

Stoner Molding Solutions Enhances RotoFlow™ Mold Release for Better Performance

Quarryville, PA (October 2016) – Stoner Molding Solutions, the world's largest manufacturer of rotational mold releases, announces the re-development of RotoFlow™ a high-efficiency mold coating for rotomolded polyolefin and nylon resins.

Stoner RotoFlow™ was released in 2015 as a flow enhancer to increase detail in rotationally molded polyolefin and nylon parts. Now the NEW RotoFlow™ is available in a larger 13oz size with a new formula that is compatible with crosslinked polyethylene.



*Crosslinked polyethylene molded
with Original RotoFlow™*



*Crosslinked polyethylene molded
with NEW RotoFlow™*

Inserts, tight radii, threads, and deep cavities are often hard-to-fill areas of rotationally molded parts. This common problem can result in weak or defective components of the molded part often leaving it unusable. Stoner RotoFlow™ increases the flow of polyolefin and nylon resins into these difficult areas producing a fully molded part and nearly eliminating voids, pinholes, bridging, thinning, and static lines on the surface.

Stoner RotoFlow™ users have reported higher part quality, increased production efficiency, and reduced operational waste allowing them to achieve higher production goals in less time using this product.

Stoner RotoFlow™ does not contain ozone depleting substances or chlorinated solvents. Stoner RotoFlow™ is sprayed directly onto the internal mold surface and is suitable for use with most metal surfaces. Stoner RotoFlow™ is available at www.stonersolutions.com/trasys.



Submit your news story or
technical article to the
RMD Newsletter !

The submission deadline for the next addition is March 1st.

In The News:

Continued from page 3

Benefits of Stoner RotoFlow™

- Improves the quality and consistency of rotomolded polyolefin and nylon parts.
- Removes pinholes, voids, and blow outs.
- Improves the appearance and operational performance of threads.
- Increases the strength of inserts.
- Contains no Class I or Class II ozone depleting substances.
- Contains no CFC or HCFC propellants or solvents.
- Contains no chlorinated solvents such as 1,1,1 trichloroethane or methylene chloride.



Product molded without RotoFlow™



Product molded using RotoFlow™

Pennsylvania College
of Technology
PENNSTATE

ROTATIONAL
MOLDING
CENTER OF
EXCELLENCE

IMPROVE

SKILLS ♦ PROCESSES ♦ RESULTS

Customized Training
Consulting
Projects
Materials Testing & Analysis
Product Development

PLASTICS INNOVATION & RESOURCE CENTER
www.pct.edu/pirc pirc@pct.edu 570-321-5533




Technical Bulletin:

CLEANING HIGH INTENSITY MIXERS Also PADDLE PLOW MIXERS

PLASTICS CONSULTING TECHNICAL

Written by **Bruce Muller**
PlasticsC@aol.com
www.plasticsconsulting.com



The Problem

Cleaning mixers that have mixed dry color and powdered resins can be a difficult, labor intensive, time consuming job. Dry color pigments get packed into every crack and crevice in the mixer and under the blades. Powdered resins have static charges that make them difficult to remove from the inside and outside of mixers.

Color Progression

Mixing colors in color progression is extremely important no matter which cleaning method is used. An example of color progression is: start with white, then yellow, then green, then blue, then red or violet, then dark grey and then black. Often it makes good sense to reverse the color progression as: black, then dark grey, then violet or red, etc.

The Method

There is a method to clean High Intensity Mixers in which they partially self clean, reducing time and labor. Filling (or partially filling) the mixer with a clean out batch of the proper material and then running the mixer will start the cleaning process. It will clean the most difficult to reach parts of the mixer. The bowl bottom, the blade, the discharge chute, and the bottom third of the bowl are the most difficult areas for the operator to reach and clean.

The Procedure

The clean out batch material should be inexpensive,* reusable, abrasive, non-flammable, and non toxic. The solution is dry ground calcium carbonate (CaCO₃).** CaCO₃ has a specific gravity of 2.65 compared to LMDPE at about .938. Therefore, generally speaking, the mixer cannot be filled to the same level as the powdered resin, during production mixing. Filling the mixer from 1/3 to 1/2 the resin level with the CaCO₃ is normal. Adding a small amount of powdered scrap resin to the CaCO₃ may improve the mixers ability to move the clean out batch. After sweeping all of the production powder out of the mixer, close the discharge and add the preweighed clean out batch into the mixer. Close the mixer cover (lid) and start the mixer. The run time will be determined by the difficulty of the required cleaning.*** While the mixer is running, the exterior of the mixer may be cleaned using CaCO₃ also. With a handful of CaCO₃ in a rag, wipe down the mixer starting at the top. Then sweep the outside with a 4" or larger house type paint brush. If some of the CaCO₃ falls on the floor it will help clean the floor when swept up much like sweeping compound. After stopping the mixer, open the lid and again by taking a handful of CaCO₃ in a rag, clean the inside of the lid and the bowl in all of the areas the mixing action did not reach. In most cases the blade will not have to be removed. Open the discharge chute, discharging the clean out batch back into containers so that it may be reused.**** Sweep out the mixer completely and then clean the discharge chute. Re-sweep the mixer exterior, the platform and the floor before starting the next production color.

Technical Bulletin:

Tips

Never use an air hose when cleaning, as it only moves the powder and dust to another area. An air hose cannot clean, only contaminate. An industrial vacuum cleaner will come in handy in the mixer cleanup process.


During each cleaning, small amounts of CaCO₃ will be lost. Add make up CaCO₃ to the batch when required. That addition will continually keep the clean out batch a little cleaner.

When a clean out batch gets very dirty use it for dark colors only. You may need to have a second cleaner batch for light colors. Extremely dark colors may require cleaning with both the dark and then the light clean out batches.

CaCO₃ is not toxic, but avoid breathing the dust.



A 150 liter High Intensity Mixer should clean up in about 15 minutes.

- * About 16 cents per pound in 2500 pound quantities.
- ** The grades to use are Atomite, Camelwhite, Hubercarb, Q-3, Camelfil or equivalent.
- *** A High Intensity mixer may require mixing the CaCO₃ for 5 to 10 minutes.
- **** 10 - 15 gallon garbage cans, with lids, are useful to store the CaCO₃. Don't fill the containers with more weight than the operator can lift and dump into the mixer on the next cleaning.



ROTOMACHINERY™

ROTATIONAL MOULDING TECHNOLOGY




GROUP



MANUFACTURERS OF ROTATIONAL MOLDING EQUIPMENT

STP ROTOMACHINERY INC.
120 rue des PME, Sherbrooke
J1C 0R2 (QC) CANADA
Ph. +1 819 846 2787
Fax +1 819 846 3096
Toll Free +1 888 308 4787
www.stprotomachinery.com
sales@stprotomachinery.com

- In-line shuttle machines
- Independent-arm machines
- Rock & Roll machines
- Turret machines
- Swing-arm machines
- Lab machines
- Dispensing equipment





SOCIETY OF
PLASTICS ENGINEERS

Founded in 1942

The only global community for plastics professionals

16,000 members in 84 countries

A world-wide network

40 technology & business conferences annually

and many more resources...



Be part of the largest plastics community

Join at www.4spe.org

In the News: 2016 ARM Hall of Fame Inductees

2016 ARM Hall of Fame Inductees

by Jennifer Gibson Hebert, JSJ Productions, Inc.

Stephen Copeland

2016 ARM Hall of Fame Inductee

Stephen (“Steve”) Copeland, President and CEO of Jerico Plastic Industries, Inc., was honored with induction into the ARM Hall of Fame on September 26, 2016 during the ARM Meeting & 40th Anniversary Celebration held in New Orleans, LA. The Rotational Molding Hall of Fame is dedicated to the recognition of rotational molders, suppliers, and professional members. The award is the highest honor the Association of Rotational Molders (ARM) bestows on an individual for outstanding service, accomplishments, and contributions to further the growth of the rotational molding industry.

During Steve’s acceptance speech, he talked about his journey into rotational molding and his great appreciation to the industry and the members of ARM for whom he’s had the great fortune to be associated with for over 31 years.

Steve grew up in Alliance, Ohio, the eldest of five children. His father was a union worker in aluminum manufacturing and his mother worked in the health care industry. He earned his B.A. degree in Business Management, and early in his career worked in the plastics and polymers industries. He worked for Harwick Chemical as a Color Tech Supervisor prior to joining A. Schulman as a lab coordinator for PP development.

Early after Steve began working for A. Schulman, William Zekan called him into his office and ask him if he had ever heard of a technology called rotational molding”.

Not knowing what to say, he replied “Yes, I’ve heard something about that.” It was that conversation that would change Steve’s life, and the lives of his family, according to Steve. Mr. Zekan was working hard to close a significant agreement with Exxon Chemical Canada (now ExxonMobil). Steve was promoted Product Manager of the new Rotational Molding program for Schulman. In the ensuing days, Dennis Mote, Exxon’s Director of PE Sales, presented a program that would open up a world of possibilities in rotational molding. Steve was given a sales benchmark to hit within 12 months, and he went to work to accomplish the task.



In the News: 2016 ARM Hall of Fame Inductees

Continued from page 8

Steve attended his first ARM Meeting in 1985, the same year he became Product Manager. It was at that meeting where he learned what an inclusive group ARM was. He recalled that it was Bud Boyce who first took him under his wing. "I have always appreciated the way ARM treats its first time attendees. They talk to you and make you feel at home," Steve said. He left that meeting feeling part of the Association.

As the program progressed, Steve requested help on the technical part of the program. It was then that Tom Wyszynski joined the division. "This was the beginning of a heck of a good time," Steve said, and the two began traveling across the nation to visit rotomolding plants. Steve was later promoted to National Sales Manager and Greg LeFevre was named Product Manager of Rotational Molding.

In 1997, Steve left Schulman, however, his heart was still in rotomolding. He, along with his wife Brenda, started Jerico Plastic Industries, and are now in their 20th year of business. "Our daughter and son-in-law, Brandi and Chris Frey, have been instrumental in building the business," Steve said.

As for the future, "I believe the rotomolding industry will proceed as it has in the past by pursuing steady improvements, advancements, and growth," he said.

Steve thanked the Association as well as his family. "Today, I feel that we are a good and important part of the industry and the Association. Let's move on for the next 20 years," he said. Steve has been a force for growing rotomolding for the past 31 years. He has served on the ARM Board of Directors and many ARM Committees. He worked hard to help in raising the public perception of rotomolding and awareness of the Association.

Steve and his wife reside in Wadsworth, Ohio and have two children and two grandchildren. In his spare time, Steve enjoys traveling, reading, and spending time with his family.



Rivers Metal Products

3100 N 38th Street
Lincoln, NE 68504-1998
Tel: 402.467.9890
Fax: 402.466.0937
www.riversmetal.com

Fabricated Rotational Molds

Plastics Research & Education Center

Ball State University

Dept. of Industry & Technology

www.bsu.edu/cast/itech



2016 ARM Hall of Fame Inductees

by Jennifer Gibson Hebert, JSJ Productions, Inc.

Tom Wyszynski 2016 ARM Hall of Fame Inductee

Tom Wyszynski, applications engineer rotational molding for A. Schulman, was honored with induction into the ARM Hall of Fame on September 26, 2016 during the ARM Meeting & 40th Anniversary Celebration held in New Orleans, LA. The Rotational Molding Hall of Fame is dedicated to the recognition of rotational molders, suppliers, and professional members. The award is the highest honor the Association of Rotational Molders (ARM) bestows on an individual for outstanding service, accomplishments, and contributions to further the growth of the rotational molding industry.

Tom started his career in rotomolding 29 years ago (1987) by taking a laboratory job at A. Schulman. At the time he had been working for a German based chemical company that was seeking a presence in the United States. "While Schulman was not particularly glamorous at the time, it was good work for a newly married, father to be," Tom said. It wasn't long after he started with Schulman that he was assigned to do miscellaneous lab work for Steve Copeland, a young corporate manager who had started a project with Exxon Chemical Canada (now ExxonMobil) distributing resins for rotomolding. As the program grew, and after a great deal of begging on Tom's part, he was assigned full time to that position.

"For some reason, I was drawn to rotomolding, and I took great interest in it," Tom said. He soon became the "Roto Tech" guy for Schulman. "We worked very closely with Exxon to provide roto resins in both natural and compounded forms. An old electric molding machine from one of the Bonar plants was added to my tool box and Steve Osborn, Trilogy Plastics, was kind enough to give me a few old molds, so I was off and running never to look back," Tom said.

As Tom began to travel more it became apparent that there was a genuine thirst for knowledge and enthusiasm within the roto industry. "I can say that I never visited a customer without learning something," Tom said. Steve had encouraged him to sign on to an ARM committee, and thus started his long tenure with the ARM Education Committee.

While being on the road was tough, it really helped Tom understand the process and some of the variables associated. "July in southern Texas is not February in Minnesota," Tom said. He recalled "once wearing thermal underwear under his suit in Minnesota and another time climbing pyramids in Mexico in a suit, tie, and wingtips". He cited the well-known cliché "love what you do and you'll never work a day in your life," and said for him it is really true.



In The News: 2016 ARM Hall of Fame Inductees

Continued from page 6

"Schulman has been a good company to work for, and I've enjoyed my time there, but the real attraction for me is the people. That entrepreneurial 'can do' attitude is always great to work with and seems to be very common in the rotomolding industry. I have learned the hard way never to tell a molder this or that cannot be done because I've been proven wrong too many times," Tom said.

As for the future, Tom says the newer, younger members are some of the brightest people he knows. He looks forward to seeing these new people and people he may not have seen in a while at meetings, and taking the opportunity to share some information and to help promote the growth of the industry.

While at Schulman, Tom's written formulations, performed analytical and physical testing, overseen production, overseen quality, and has been in general responsible for the roto compounds from the technical aspect. He said has really only worked for two people over the vast part of his career, Steve Copeland until about 1992, then Greg LeFevre for almost 25 years until his recent retirement. "The respect I have for both these men is huge," said Tom. "They've helped me understand the importance of honesty and integrity towards customers, suppliers, and coworkers. And to receive this acknowledgment from the Association and to be considered part of this esteemed group, is truly humbling," Tom said.

Tom grew up in Tallmadge, Ohio with 5 brothers and 2 sisters. His father worked in the rubber industry and his mom had enough to keep her busy at home. Tom attended Tallmadge High School and The University of Akron.

Tom and his wife, Debbie, reside in Diamond, Ohio. They have two children and three grandchildren. When not working in rotational molding, Tom enjoys his small hobby farm and raising cattle.

The Most Experienced Rotational Molds Manufacturer-Worldwide.

ROTATIONAL MOLDS

BUILDING TOOLS THAT WORK

A COMPREHENSIVE SET OF SERVICES

A TRADITION OF INNOVATION

Engineered Molds

Modular Molds

VMX Modular Spiders

W66 N622 Madison Ave., Cedarburg, WI 53012-0991 USA 262-375-5600 Fax 262-375-5660
E-Mail: norstar@norstarmolds.com Web: www.norstarmolds.com

NORSTAR
ALUMINUM MOLDS, INC.

Designer's Corner



DESIGNER'S CORNER

Part #8

CORNER RADII

By: Glenn Beall

Editor's Note:

This is the 7th in a series of twenty-six articles that will review how to design rotationally molded plastics parts and products. We look forward to publishing these articles over many issues. This is a great opportunity for newcomers to the community as well as an always appreciated chance for review of important information.

The rotational molding process is at its best producing hollow parts with smoothly blended contours. Providing large radii on the corners of these parts has three major benefits.

1. The corners of a product are frequently heavily loaded. Radii distribute these loads over a broader area, resulting in a stronger part. This is especially true for parts that have to withstand high impact loads. It is sometimes possible to produce a stronger, lower cost part by increasing the size of the radius while reducing the nominal wall thickness.
2. Larger corner radii improve the flow of the plastic powder through the sometimes complex contours of the cavity. Powdered and liquid plastic materials can easily flow across and adhere to the surface of a corner with a large radius. It is more difficult for the material to flow into a sharp corner. As a powdered material flows through a sharp corner, it hesitates and stops moving until the mold has rotated enough for the material to fall away from the corner. This hesitation of the material contributes to the increase in wall thickness that is common with square outside corners.
3. Large corner radii heat up to molding temperatures more uniformly than corners with small radii. The cross-section of the refuse container body shown in Fig. 13 illustrates this phenomenon. The small outside corners to the right accumulate more material than the corners with the larger radii on the left. These small outside corners on the mold are actually being heated from two sides and they quickly come up to molding temperature. The corners of the mold with the large radii come up to molding temperature at closer to the same time as the surrounding flat surfaces of the mold.

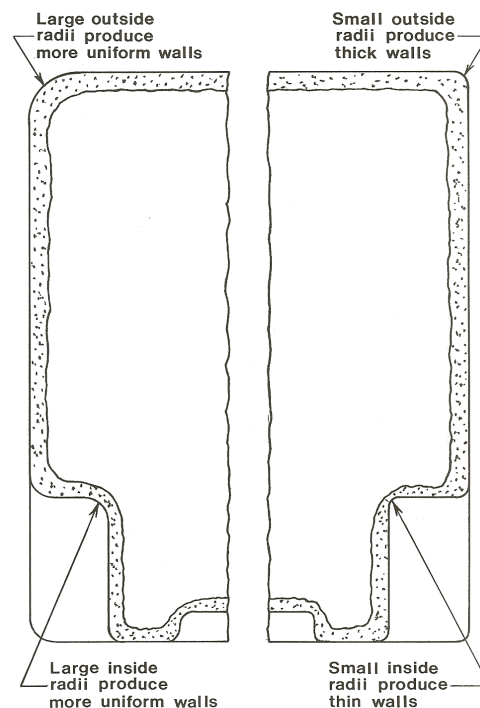


Figure 13 Large corner radii improve uniform heating of the mold resulting in less variation in wall thickness

Designer's Corner

The outside corners on a mold are closer to the source of the oven heat than the inside corners. By the time the inside corners reach molding temperature, the outside corners have already accumulated more than the intended amount of plastic material. This can result in sharp inside corners with walls that are thinner and weaker than the nominal wall. This condition can be seen on the part in Fig. 14. Providing large inside corner radii minimizes this variation in wall thickness.

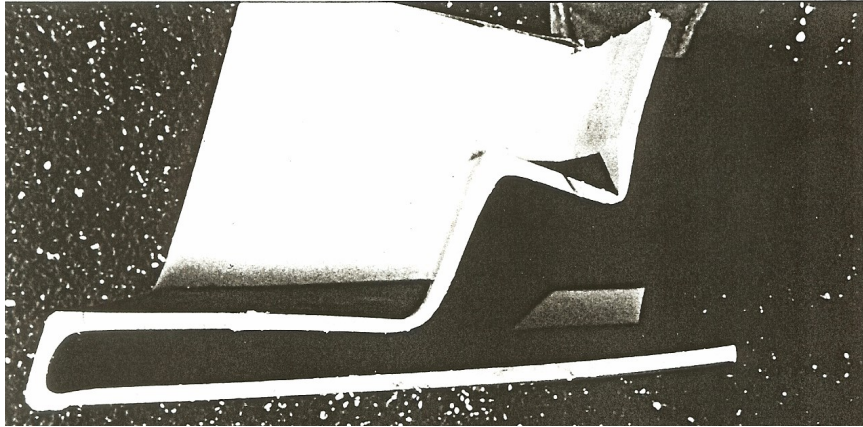


Figure 14: Outside corners are typically thicker and stronger than inside corners

The increased mass of material in sharp outside corners stays hot longer and shrinks more than the thinner inside corners and the nominal wall. This nonuniform shrinkage creates molded-in stress and encourages warpage.

The recommended radius sizes for the commonly molded materials will be provided in the next article in this series.

This article is a condensed extract from G. L. Beall's Hanser Publishers book entitled "Rotational Molding Design, Materials, Tooling, & Processing" available at hanser@ware-pak.com or phone (877) 751-5052.

Plastics Consulting, Inc.

- Consulting - Scrap Reduction - Expert Witness
- Ro-Tap Analyzers - Pourability and Bulk Density
- - 40 Freezers - Falling Dart Impact Testers
- CNC Test Molds for resin flow and shrinkage
- High Intensity Mixers - Pulverizers - Density Tester

Bruce Muller

Ph: 772-781-6699

Fax: 772-781-6667

Email: PlasticsC@aol.com

www.plasticsconsulting.com



Product Design & Development, Injection Molding, Rotational Molding

Glenn L. Beall

32981 North River Road

Libertyville, IL 60048-4259

Tel: (847) 549-9970 Fax: (847) 549-9935 E-mail:
glennbeallplas@msn.com



Excellence in Color
For Thermoplastics

Paul T. Kinsella Jr.

General Manager

Chroma Rotational Molding Division Direct:

815-759-2162

1260 N. Belden Street

McHenry, IL 60050

Toll Free: 877-385-8777

www.chromarmd.com

pkinsella@chromacolors.com

Bob Bunday

Technical Operations Manager

815-385-8100 Ext. 360

bbunday@chromacolors.com

Robert D. Swain, President

rdswain@chromacolors.com

Roxanne Liesik

Customer Support

Direct: 815-759-2170

rl@chromacolors.com



A poster child for split personality.

Personality 1: The Brute

- Exceptional durability
- Outstanding toughness
- Increased stability

Personality 2: The Beauty

- Improved whiteness
- Greater processability
- Blend of high performance antioxidants & ultraviolet stabilizers

See what all the buzz is about — if you dare. Order your free miniature tank sample today, featuring Chevron Phillips Chemical's new rotomolding resins.

www.cpchem.com/PETanks

**Chevron
Phillips**
Chemical Company LP





For information on conferences and more events see the SPE Website. You can find a thorough list of events world wide for the plastics industry.

<http://www.4spe.org/Events/index.aspx?navItemNumber=631>



Do you need to change your email address?

Make sure your email address is updated to date and continue to

get ysour copy of the newsletter and oth-
er important SPE information.

<http://www.4spe.org>

The logo for ROTO POLYMERS features two overlapping spheres, one red and one blue, above the company name "ROTO POLYMERS" in a bold, sans-serif font. "ROTO" is in red and "POLYMERS" is in blue. Below the name is a horizontal line, and then the text "BEST ROTOMOLDING RESINS" in a bold, black, sans-serif font.

NATURAL RESINS & COLOR COMPOUNDS

One of the largest suppliers of **Natural Rotomolding Resins** and **Manufacturers of Color Compounds** in the world

- Best pricing in the industry
- Consignment programs
- Color matching
- Large inventories for shorter lead times
- Bulk or packaged to customer's needs
- Available in powders and pellets

SUPPLYING OVER 200 MILLION POUNDS PER YEAR!

26210 Emery Rd. • Suite 202 • Cleveland, OH 44128
Office: 216.591.0175 • Toll Free: 844.765.4637
info@rotopolymers.com • www.rotopolymers.com

What can SPE Membership do for you?

Looking for a career change in the plastics industry?

Go to : <http://www.4spe.org/Membership/index.aspx?navItemNumber=632>

You will find advice on managing change, search for opportunities, even post your resume.

Society of Plastics Engineers
Division of Rotational Molding
13 Church Hill Road
Newtown, CT. 06470

Phone: 847-549-9970
Fax: 847-549-9935

Rotational Molding Division of the Society of Plastics Engineers.

Your Award Winning Newsletter - 2005, 2006 & 2007

Classified Advertising Opportunities



The **RMD Newsletter** is an award-winning publication available to thousands of SPE members on the RMD website.

This quarterly publication is well-read and received by international organizations and individuals involved in the rotational molding industry.

The RMD is now offering the opportunity for you to reach the global rotational molding markets by placing classified advertising in upcoming editions.

RMD Classified Ads provide an excellent opportunity for you to:

- ***Sell new and used rotational molding equipment and accessories***
- ***Promote goods and services to the rotational molding industry***
- ***Advertise for help wanted and positions wanted within the rotational molding industry***

Positions Wanted ads may be sent to:
Melissa.inman@gulfviewplastics.com
(919)-888-0940

For paid advertising contact:
Russ Boyle
(727)-379-3072
Russ.boyle@gulfviewplastics.com

Rotational Molding Division Newsletter and Website Advertising

Business Card	\$350.00
Quarter Page	\$550.00
Half Page	\$800.00

Advertising in the Newsletter also includes a business card size advertisement on the Rotational Molding Divisions' website

Please contact Russ Boyle at 727-379-3072 or
russ.boyle@gulfviewplastics.com

***View the current and previous
editions of the RMD Newsletter online
at www.rotational-molding.4spe.org***

RMD Interim Financial Report

SPE's Rotational Molding Division
Annual Financial Report 2015 -- 2016
July 1, 2015 to June 30, 2016

	Actual	Budget
Cash Balance: Beginning Period	\$73,873.70	
Cash Receipts in Period		
SPE Rebate	\$581.26	\$1,100.00
Interest	\$34.25	\$50.00
Bank fee reimbursement	\$20.00	
Newsletter Ads/Sponsorships	\$2,500.00	\$2,000.00
TopCon 2016	\$282.00	\$20,000.00
* interest--should be on last yr	\$3.61	
Total Income in Period	\$3,421.12	\$23,150.00
Cash Disbursements		
Postage	\$6.10	
Awards	\$1,656.04	\$1,500.00
Bank Fees	\$6.00	
IDES show	\$1,871.00	\$3,000.00
TopCon 2016	\$16,505.41	\$1,000.00
Board Mtg		\$1,000.00
Website		\$500.00
ANTEC student activities		\$1,500.00
Advertizing		\$3,500.00
Total Disbursements	\$20,044.55	\$12,000.00
Balance at end of Period	\$57,250.27	
<hr/>		
Balance is made up as follows:		
Checking Account	\$5,861.85	
Savings Account	\$51,388.42	
Total Balance	\$57,250.27	

* interest payment made 6/30/15 which should have been included in last years statement but was

Respectfully submitted
By Russ Boyle

SPE's Digitized Presentations

are multimedia recordings of past e-Live™ Presentations.



Available for purchase on CD-ROM, they include presentations on more than 15 different plastics processes. Past e-Live™ Presentations are archived weekly. Go <http://www.4spe.org/elearning/> for more information.

Interested in sponsoring the RMD Newsletter?
Please contact :
Russ Boyle at
Russ.boyle@gulfviewplastics.com or call at (727) 379-3072



Welcome to SPE's Ask PiP (People in Plastics) discussion forums.



Ask PiP is a question/answer forum for the plastics industry.

This free service has been completely redesigned for easier access, utilization and functionality. We've added many new features to save you time and allow easier navigation. Ask PiP will now accommodate everyone. You can contact others in your field, post your questions or supply answers. All for FREE.

<http://www.askpip.org/>

SPE-RMD LEADERSHIP ROSTER 2015-2016

Officers/Directors/Chairman

Barry Aubrey

3694 TanBark Court
Amelia, OH 45102
(513)-892-9336
abiff99@aol.com
Past Division Chairman 2000-2001

Glenn Beall

Glenn Beall Plastics
32981 N. River Road
Libertyville, IL 60048
(847)-549-9970
glennbeallplas@msn.com
Historian
Past Division Chairman 1999-2000

Russ Boyle

Gulf View Plastics
18816 Oak Way Drive
Hudson, FL 34667
(727)-379-3072
Cell (270)-823-2256
Russ.boyle@gulfviewplastics.com
Treasurer

Rob Donaldson

Sasol Chemicals North America LLC
909 Osito Court
Keller, TX 76248
(281)-703-1672
Robert.donaldson@us.sasol.com
Past Division Chairman 2012-2015

Melissa Inman

Gulf View Plastics
109 Lands End Dr.
Williamsburg, VA 23185
(919)-888-0940
Melissa.inman@gulfviewplastics.com
Publications/Newsletter Chairman
Web Page Chairman
Director 2014-2017

Tom Innis

Avantech
1021 Madison St.
Brainerd, MN 56401
(440) 384-7654
Email: tinnis@avantech.com
Director 2015-2018

Gary McQuay

Engineering Manager
Plastics Innovation & Resources Center
DIF26
Pennsylvania College of Technology
One College Avenue
Williamsport, PA 17701
(570)-321-5533 Ext. 7681
Cell (570)-490-4667
Chairman 2015-

Dr. Peter Mooney

Plastics Custom Research Services
695 Burton Road
Advance, NC 27006
(336)-998-8004
PlasRes@aol.com
Secretary
Publication/Newsletter Co-Chairman

Bruce Muller

Plastics Consulting, Inc.
682 SW Falcon Street
Palm City, FL 34990
(772)-781-6699
plasticsC@aol.com
Honorary Member

Michael Paloian

Integrated Design Systems
74 West Main Street
Oyster Bay, NY 11771
(516)-482-2181 x 101
paloian@idsys.com
Webinar Chairman
Past Division Chairman 2007-2008

Jon Ratzlaff

Chevron Phillips Chemical Co. LP
146 Plastics Tech Center
Phillips 66
Research Center
Highways 60 & 123
Bartlesville, OK 74003-6670
(918)-977-4761
RATZLJD@cpchem.com
Inter/Intrasociety Chairman
Past Division Chairman
2001-2002
SPE International President

Rotational Molding Division Past Chairs

Glenn Beall	1999-2000	Paul Nugent	2005-2006
Barry Aubrey	2000-2001	Ken Wessler	2006-2007
Jon Ratzlaff	2001-2002	Michael Paloian	2007-2008
Marshall Lampson	2002-2003	Greg Stout	2008-2009
Ken Pawlak	2003-2004	C. "Hank" White	2009-2012
Larry Schneider	2004-2005	Rob Donaldson	2012-2015

SPE-RMD LEADERSHIP ROSTER 2015-2016

Officers/Directors/Chairman

Dr. Denis Rodrigue

University Laval
1065 Avenue De La Medecine
Dept. Chemical Engineering RM 3546
Quebec City, QC G1V OA6
Canada
(418)-656-2903

Denis.rodrigue@gch.ulaval.ca

ANTEC Technical Program Chairman
Director 2014-2017

Larry Schneider

Schneider Plastics, Inc.
39155 N. Pine Grove Avenue
Wadsworth, IL 60083
(847)-623-7535

schplastic@aol.com

Awards Chairman
Past Division Chairman
2004-2005

Thomas Steele

Cytec Industries
1937 West Main Street
Stamford, CT 06904
(203) 321 2261

Thomas.steele@cytec.com

Director 2014-2017

Ken Wessler

Hedstrom
P.O. Box 99
Dunkirk, OH 45836
(419)-294-7269

kenwessler@prodigy.net

Grants and Scholarships Chairman
Past Division Chairman
2006-2007

Charles (Hank) White

Plastics Resources Group
49 Richard Lee Lane
Phoenixville, PA 19460
(570)-933-1366
PRG101@comcast.net
Past Division Chairman

Larry Whittemore

Stoner, Inc.
P.O. Box 65
1070 Robert Fulton Highway
Quarryville, PA. 17566
(717)-786-7355 Ext. 3118
Lwhittemore@StonerSolutions.com
Director 2015-2018

SPE Liaison

Kathy Schacht

Society of Plastics Engineers
6 Berkshire Blvd. Suite 306
Bethel, CT 06801-1065
(203) 740 5430
Cell (203)-775-8490
kschacht@4spe.org

Roy Crawford

18 Stonebridge Estate
RD 9
Hamilton 1706
New Zealand
67 64 7838 4673
r.crawford@waikato.ac.nz

Mark Kearns

Queens University
Ashby Building
Stranmillis Road
Belfast BT9 5AH
44 2890974700
m.kearns@qub.ac.uk

Volunteers

John Bartolomucci


Plastics and Polymer Engineering Tech.
DIF 27
Pennsylvania College of Technology
One College Avenue
Williamsport, PA 17701
(570)-320-2400 Ext. 7012
jbartolo@ptc.edu

Joseph Lindsey

PlayPower, Inc.
907 E. County Road
Monett, MO 65708
(417)-354-2563
Joe.lindsey@playpower.com

International Ambassadors

The Rotational Molding Division would like to acknowledge and thank the following organizations that share their resources with the RMD by allowing and encouraging their employees to serve as members of the RMD Board of Directors.



Glenn Beall Plastics, Ltd.
Product Design
& Development



Plastics **Innovation**
& **Resource** Center

www.pct.edu/pirc

